


The Crossing Gate

FALL
2005



Newsletter of the Twin Cities Division, Thousand Lakes Region, National Model Railroad Association • www.twincitiesdivision.org

December auction will be a fund raiser and fun-raiser

By editor Gerry Leone, MMR

Presenting The First Annual TCD Triple Whammy Auction, Thursday, December 8. This replaces our Prototype clinic and is a fundraiser for the Division. Plus, it's your chance to get rid of...er...“donate” railroad items and cash-in on some great deals.

We'll have three different types of auction: a “Chinese auction” (sorry for the political incorrectness, but this seems to be what it's commonly called), a White Elephant auction, and a Silent Auction.

Chinese Auction We'll sell tickets at our new Door Prize rate: 6 for \$5, or 15 for \$10. Bring in a wrapped White Elephant auction donation and you'll get 5 free tickets when you buy at least \$5 worth. All Chinese auction items will be on display and each will have a ticket bin in front of it. Put as many of your tickets into whatever bins you want. The more tickets you put in any one bin, the better your chances of winning. Then we'll draw winners. Simple and fun! You win only what you want and control your own odds. We have everything from model railroad structures to model paints to books and model railroad magazines.

*Bring a White
Elephant item,
get 5 free
auction tickets*

when you buy \$5 worth

White Elephant Auction Next, we'll find homes for the wrapped White Elephant items you've brought in by “open outcry” auction. This will be for cash, so bring your spare change and dollars. Each White Elephant item must be completely wrapped (newspaper is fine) and contain a short description of what's inside, including scale, if appropriate. (Examples: “HO plastic structure,” “Prototype railroad book,” “N-scale scenery item.”) Each White Elephant item *must be railroad or model railroad related* and, again, you'll get 5 free Chinese Auction tickets when you buy at least \$5 worth.

Silent Auction Several larger prizes will be auctioned on paper by signing your name and bid amount. These prizes were still coming in at press time, but are slated to include things like brunch tickets on the Osceola and St. Croix Railroad.

Remember, this is a fund raiser. Every ticket you buy and every White Elephant item you bring in is a donation to the Twin Cities Division. So please be generous. Non-TCD members are welcome, so bring your friends. Also, if you'd like to donate any items to the Chinese Auction, or want to bring more than two White Elephant items, please contact CROSSING GATE editor Gerry Leone. See the sidebar on page 2 for contact info.

It's going to be a fun night! Hope you can make it.



**And batting for the Home Team:
Twin Cities Division
Board & Officers**

For all Division business or questions:

Superintendent

Lynn McCall

763-425-3509

super@twincitiesdivision.org

To volunteer to give a clinic:

Assistant Superintendent

Bill Gisich

asuper@twincitiesdivision.org

To volunteer for a train show or "Timetable" entries:

Chief Clerk & Train Show Coordinator

Al Dowd

651-260-1606

clerk@twincitiesdivision.org

For membership problems, CROSSING GATE subscription
or address problems, or website issues:

Paymaster & Webmaster

Tim Klevar

paymaster@twincitiesdivision.org

For article or photo submissions:

CROSSING GATE Editor

Gerry Leone, MMR

952-474-8364

editor@twincitiesdivision.org

For Golden Spike or NMRA Certificate questions:

NMRA Achievement Program

Dave Hamilton

763-449-0058

ap@twincitiesdivision.org

To volunteer your layout for a tour, or suggest one:

Layout Tour Coordinator

Neil Maldeis

tours@twincitiesdivision.org

For hobby shop or door prize questions:

Public Relations

Don Smith

pr@twincitiesdivision.org

Director at Large

Bruce Notman

assistant@twincitiesdivision.org

Education Director

Bruce Selb

ed@twincitiesdivision.org

Popular Vote Contest Chairperson

Pam Notman

NMRA Contest Chairman

position open (hint hint)

THE CROSSING GATE is published quarterly by the Twin Cities Division of the Thousand Lakes Region of the National Model Railroad Association. Material may be reprinted with permission.

Articles, photos, tips, or ideas are heartily encouraged and will be enthusiastically accepted in any format (PC or Mac; Word, Simple Text, typed, handwritten, scribbled on the back of a bar napkin, etc.). Send it to your editor by regular mail to THE CROSSING GATE, 6459 Smithtown Road, Excelsior, MN, 55331, by email to editor@twincitiesdivision.org, or hand it to him (along with a \$5 bribe) at the next Division meeting.

Be part of the Division! If you're an NMRA member, become a Regular member of the Division (you get a year's subscription to THE CROSSING GATE, plus voting privileges) for only \$10 per year. If you're not an NMRA member, become a Subscriber (you get a year's subscription to THE CROSSING GATE) for only \$10 per year.

From the Editor

A funny thing happened when I went to last Summer's Cincinnati NMRA convention: I got volunteered. Ok, truth be told, it was me who put his hand up when they asked if anyone would be willing to help Jan Wescott rebuild the NMRA's national Member Services and Membership Promotion Department. I felt it was a great chance to really make a difference in the NMRA on a national scope. From the moment I volunteered I was put to work doing membership ads (see page 5), brochures, and emailings to over 150 Division and Region newsletter editors. There's lots more to come. It's exciting.

The bottom line: doing that volunteer work, along with editing both THE CROSSING GATE and the Region's FUSEE was seriously eating up free time. For the past year I've advertised in THE FUSEE, looking for a permanent editor, all the while keeping my eyes open for a replacement for me here.

I found the latter. His name is Dennis Rogers, and he's graciously agreed to take over THE CROSSING GATE's throttle, beginning with the next issue. I'll let Dennis introduce himself then. But I'm confident I'm leaving the "CGate" in good hands.

It's been tremendous fun editing this newsletter. I've loved it. It helped me make quite a few new friends, and get to know a lot of you. This Division gave me my first opportunity to make a little bit of a difference in the NMRA. Thanks. I hope I have. -Gerry

Convention Update

Convention door prizes? You betcha!

By Pat Walker

Northstar '06 Chairman

Say, what's this about the door prizes at the TLR Convention?

Boy, you folks ask good questions! I'll tell you all about the Regional door prizes, but first a quick comment about the ones at the TCD meets. A lot of folks go through a lot of effort to make sure we all have a chance at a prize (or two). They deserve a hearty thanks – especially Don Smith, the Division's PR Director. We should all make sure that we're supporting the Division by participating.

But, on to the Region. When you enter the banquet room, off to one side are a row of tables, all covered with stuff. All covered with prizes. Lots and lots of tables. And lots and lots of prizes. The difference with the TLR draw is that when your ticket number is called and verified, you get to pick your own prize. That's right – winner's choice. So make sure you take a good long look at the prizes and scope out where your favorites are before the banquet starts. Some folks have been known to sit at tables close to the prizes they want so as to make it easier to get them. But of course, it's all up to the luck of the draw.

There are prizes for all scales, all interests, even non-railroad related prizes. In the past, there have been several thousand dollars' worth of prizes available. We're hoping to do just as well, if not better, in 2006. So everyone should make sure to get tickets, because you never know when your number is up – and that's meant in a good way, of course!

After you've picked up the prize of your choice, you'll notice a postcard attached to it. It will be postage paid, and addressed to the donor. Please take a few moments to thank them for their donation for helping the TLR. Make sure you mention that you won the prize at the TLR convention. There will be a box for the completed postcards for us to mail, or you can mail them yourselves. It doesn't matter how they get mailed, just that they do. We all want to make sure that the donor know they are appreciated, and that we buy other stuff from them. That way they will continue to support the Region, and the Division, in the future.

On a different subject, remember, there will all the regular rail and non-rail contests, along with the special contest - modern day fallen flags.

Are May 5, 6, & 7 marked on your calendar yet? They should be!

Contributors to this issue:

Steve Nitti, Neil Maldeis, Pat Walker...

THANKS!

Deadline for next issue: **Jan. 10, 2006**

Diary of a Mad Railfan -or- How not to take a peaceful, relaxing vacation by train

By Steve Nitti

Friday. Fly into L.A., pick up rental car, take our time driving to San Diego by way of the coast.

Saturday. Go to train show/N-Scale Collectors' Convention. Train show is OK – the size of GATS. A lot of collectables, but not as large as last year's. I take the shuttle bus to the zoo and am invited to the N-scale layout – a member of my N-track club is running there. Very nice people, beautiful layout. Wife and daughter pick me up and we go to dinner. Nice restaurant and food. They sure like fake ones in California.

Sunday. Play tourist, go to Old Town, Midway carrier, Coronado Island. Drop daughter at airport.

Monday. 5 a.m., get to Amtrak and am told I can't return car there. Travel agent was wrong. Leave my wife with suitcases while I find a rental car place and get back to Amtrak with five minutes to spare. She's a trooper. Surfliner is great. 45-minute lay-over in L.A. Get on Coast Starlite. Train leaves on time, moves 10 feet, stops. We're told it will be a 15-25 minute wait for California Zephyr. Turns into 50 minutes. We finally get going. The intercom comes on just as two California dudes turn on a DVD player loud enough for the engineers to hear. Nobody hears the instructions. Little old lady across aisle falls asleep after we leave L.A.; she snores so loud we still can't hear instructions.

We're put in the hole twice for 1/2 hour each. We watch scenery. From the tracks to peoples' yards is garbage: refrigerators, shopping carts, lawn mowers, urine-stained mattresses. We go eat and are seated with a woman and her kid. I didn't kill either one. Food is ok. We go sit in observation car. Despite four trash containers, everyone thinks the floor is better. This is California? Parents with two kids play "spin the seats." I have no gun. Guy running snack counter decides his normal 15-minute break time is not enough. 45 minutes later he reopens in a huff.

Twenty minutes north of San Luis Obispo train stops to remove a box spring that was put on the tracks. It is now under the lounge car. Get underway 20 minutes later. Train stops and shuts down 10 minutes later to remove more of the box spring; it's messing up the electricity. 15 to 20 minutes later underway. This repeats four times. Engine does not shut down, the

train just stops. No announcements. We are now in the hole for the American Orient Express. 1/2 hour later we are moving... so slowly a woman with a baby stroller on the sidewalk is going faster. What makes it funny is that she's pregnant.

Had dinner reservations for 8, got in line at 7:55. Attendant is mad because we're early, even though there are seven empty tables. And no one else is in line. Food ok. They close the



snack bar when the diner is opened – probably afraid of the competition.

Go to our seats to sleep. One of the dudes is snoring very loudly. I tell a little girl to pinch his toes, she does. Dude is very confused.

Tuesday. We eat junk food from the snack bar and watch the sights. Seven tunnels and pretty scenery. We wait 20 minutes for a freight to clear. Our power shuts down at Dunsmuir. Another 20-30 minute delay. We see Mt. Shasta and a turntable at Dunsmuir. All the people sitting the observation car are reading as we pass Mt. Shasta. Idiots. People are fishing in the rivers.

We are now 5 hours late. A crew member tells us we're stopped due to the box spring attack of yesterday. We wait. Another crew member tells us we're waiting for a freight. Nice communication.

We can see Mt. Shasta because we are so late. We are now stopped at town of Mt. Shasta. Power goes out again. They blame the box spring again. No problems for 1-1/2 hours.

Train is now stopped at the California / Oregon border. Power is now off. Conductor is called to snack lounge. Last night it was a

drunk. What now? A new twist: a sheriff in an SUV and a deputy in an SUV pull up next to the Lounge car. Three drunks are thrown off. Considering where we are, no one will ever see them again.

We roll for 1/2 hour, train stops. Crew has died. We wait for replacements. New crew; moving again. Incredible scenery at Willamette Pass; snowsheds, trestles, and tunnels like crazy. We wouldn't see this if we were on time. We are about 6 hours late.

On the way to Eugene, OR, we're told there will be a 5-minute stop, so smokers are told to hurry. We leave 1 hour 10 minutes later. We stop two times in the middle of nowhere on single track.

Wednesday. At 3 a.m. we stop at Albany, OR. A drunk has forgotten to get off. A small drama ensues. Idiot has to phone his wife to tell her to head north. I bet that was a neat homecoming. 10 minute stop at Portland is actually 40 minutes.

Get to Seattle's King St. Station 9-1/2 hours late. Only 1 of our 4 bags is on the carousel. I find baggage handlers and show claim stubs. Informed bags are set to go to Minneapolis. I stop him, get my bags. I left my guns at home!

Rental car place is not open. Travel agent said it would be. Rental car phone at the train



depot is the kind that automatically dials when you pick it up. It gives 7 options; just push the proper numbers on the phone. There are no buttons on this phone. Have to take a cab to the airport to get a car.

"Diary" continued on page 4

"Diary" continued from page 3

Because we're so late we go straight to the docks to take the Victoria Clipper to Victoria, BC. At the docks, exchange \$200 American for Canadian. Boat trip is great. Get on tour bus. City is beautiful and clean. 10 minutes into the tour the bus breaks down. 15 minutes later we're on a new bus. Tours are great. Back to Seattle docks; money exchange is already closed. Find Radisson.

Thursday. Today we drive to Leavenworth, WA, along Hwy 2 and follow GN tracks. Very picturesque. Today is our 32nd anniversary.

Friday. Last day in Seattle. Go to Museum of Flight at Boeing, ride monorail, visit hobby shop, return rental car, get on train. The money exchange is only open from 5 - 7 a.m. Still have a bunch of funny money; I'll fix it when we get home.



Empire Builder leaves on time. It's clean and staff is smiley. We're seated behind a family with 2 young girls. Youngest is 15 months – a blonde cutie. I sense trouble. She doesn't talk, so when she wants something she screams in a high, shrill voice. She wants things at 9 p.m., 9:30, 10:00, 10:30, 11:00, 1 a.m., 4:30, and 5:00. We move to other end of car.

Saturday. Observation car is nice. We're told of a derailment at Essex, MT. They say 40 cars are on the ground, and it will be a 1-2 hour delay at Whitefish. 4-1/2 hours

after we stop at Whitefish we are rolling again. About 20 cars are on the ground when we get to the wreck site; lots of cars are split open. I get some good pictures. Food is good, scenery is great, tunnels and snowsheds are cool.

Rest of the trip. Uneventful but very pretty. Get to St. Paul 6-1/2 hours late.

And despite it all my wife is interested in going on the California Zephyr.

I'm working on that now.

Railfan & Hobby Show CALL BOARD

COMPILED BY GERRY LEONE (WITH TERRY DAVIS)

November 12, 2005 - Newport Model Railroad Club Flea Market, 10:00 am - 3:00 pm, Woodbury High School, 2665 Woodlane Drive, Woodbury, MN. \$4, under 11 free. For more information, call 952-200-9729 or <http://newportclub.us>

November 19, 2005 - RR Productions Greater Upper Midwest Train Show, 9:00 am - 2:00pm, Century College West Campus, 3300 Century Ave. N., White Bear Lake, MN. (Hwy. 120, one block north of I-694) \$4, under 13 free. For more information, contact Tom Jefferson, 651-429-2885

December 10, 2005 - Great River Rail Society Train & RR Collectible Sale & Show, 9:00 a.m.-2:30 p.m., National Guard Armory, 1710 8th St. N., St. Cloud (just north of the BNSF yard.) \$2, 12 & under free. For more information, contact Randy Laabs (320) 398-3046

January 14, 2006 - Newport Model Railroad Club Flea Market, 10:00 am - 3:00 pm, Woodbury High School, 2665 Woodlane Drive, Woodbury, MN. \$4, under 11 free. For more information, call 952-200-9729 or <http://newportclub.us>

January 15, 2006 - Model Railroad & Hobby Show & Sale, 10:00 am - 3:00 pm, Prom Catering Center, 484 Inwood Ave., Oakdale, MN (one mile north of I-94). \$4, 8 and under free. Free admission to the Twin City Model RR Museum with paid admission

January 28, 2006 - Great Tri-State Rail Sale, 9:00 am - 3:00 pm, LaCrosse Center, 300 Harborview Plaza, LaCrosse, WI. \$3, under 12 free. For more information, call The 4000 Foundation, 608-582-4761 or visit www.lacrosseshortlinerr.org

February 4, 2006 - RR Productions Greater Upper Midwest Train Show, 9:00 am - 2:00pm, Century College West Campus, 3300 Century Ave. N., White Bear Lake, MN. (Hwy. 120, one block north of I-694) \$4, under 13 free. For more information, contact Tom Jefferson, 651-429-2885

Subscribe or renew NOW!

Send \$10 per year (two year max) to: Twin Cities Division,

PO Box 2065, Maple Grove, MN 55311

Enclosed is \$ _____ for _____ year(s)

New subscription [] Renewal []

Name: _____

Address: _____

City/State/Zip _____

Email: _____

Home phone: (_____) _____

If you belong to the NMRA, please include your

membership #: _____



TRAIN RIDES

Osceola, WI

or

Jackson Street Roundhouse, St. Paul

Present this coupon for

\$2 off any Adult Fare at Osceola

or

\$1 off any Roundhouse Ticket

Valid

Osceola, WI: April - October 2005

Roundhouse: Year 'round on regular schedules only

(715) 755-3570 www.trainride.org

Expires April 1, 2006



TCD Timetable

THURSDAY, Nov. 10, 2005 7:00 pm

MODELING CLINIC - *Building a Laser Kit* (Neil Maldeis)
PROTO PRESENTATION - *Lasmosa & Durango - WWII to '67* (Jim Platt)
POPULAR VOTE MODEL CONTEST - *Locomotives, Private and Personal*

FRIDAY, Dec. 8, 2005 7:00pm

MODELING CLINIC - *Reverse Loops using DCC* (Don Smith)
First Annual Triple Whammy TCD Auction
See page 1 for details
POPULAR VOTE MODEL CONTEST - *Square Foot Dioramas: Train Depots*

THURSDAY, Jan. 12, 2006 7:00 pm

MODELING CLINIC - *Selecting Appropriate Bridges* (John Hotvet, MMR)
PROTO PRESENTATION - (to be determined)
POPULAR VOTE MODEL CONTEST - *Cabooses*

THURSDAY, Feb. 9, 2006 7:00 pm

MODELING CLINIC - *How to Build A Helix, Hennepin Overland Style* (Gary Braasch)
PROTO PRESENTATION - (to be determined)
POPULAR VOTE MODEL CONTEST - *Weathered Boxcars*

THURSDAY, Mar. 9, 2006 7:00 pm

PROTO PRESENTATIONS - *Vintage Railfanning and M&St.L Depots* (Doug Harding)
POPULAR VOTE MODEL CONTEST - *Steam Engines*

SATURDAY, Apr. 8, 2006 Time to be determined

SHOW & TELL - *Bring a model to the meeting and let's hear about it!* Details next issue.
PROTO PRESENTATION - (to be determined)
POPULAR VOTE MODEL CONTEST - *Whimsical Railroads / NMRA Merit Point Judging*

THURSDAY, May 11, 2006 7:00 pm

ANNUAL BUSINESS MEETING

For updates, visit our website at www.twincitiesdivision.org

Minnesota links (and some others)

By editor Gerry Leone, MMR

U of M Railroad Club moderator Bob Sterner wants to remind you to visit the Minnesota Fremo website at www.mnfreemo.org. It's good stuff! (Be sure to go to the "our modules/valspar" page to see the pictures of Bob's Valspar building model. I've seen it in person and it's stunning.)

If you're new to model railroading or know someone who is, go to the "Beginner's Pages" on the NMRA website at www.nmra.org. There's a lot of good info.

Did you know NMRA members can rent videos from the NMRA? They've got a full listing of what's available at www.nmra.org/library. Click on "our collection."

Interested in seeing the models entered in the Cincinnati convention's contest last Summer? Visit the Southeast Region's website at <http://www.ser-nmra.org/national.htm>. Paul Voelker has done a great job at compiling two downloadable PDF books containing multiple shots of each model, along with the judging scores they received.

*We have a new PO Box.
See the return address
on the back page!*

Introducing the best deal in model railroading.

Join the NMRA for 6 months for just \$9.95*!

LIMITED TIME OFFER!

Sign me up!

Fill out this form, include your payment of \$9.95 (U.S. funds only) and mail it to: NMRA - Rail Pass Membership, 4121 Cromwell Road, Chattanooga, TN 37421-2119. Or sign up online at www.nmra.org.

Name _____

Address _____

City/State/Zip _____

Phone (____) _____

Email _____

Check Credit card

Credit Card # _____

Credit Card Exp _____

Signature _____

*Rail Pass offer is good in the U.S. only and is for new members and those who have not been NMRA members for two years or more. Individuals can only join at Rail Pass rates one time; membership renewal will be at the regular membership rate. Rail Pass members can vote, attend conventions and participate in contests, but cannot hold office and will not receive a New Member Pak.

- Have easy access to one of the world's largest railroad libraries...which includes over 100,000 prototype photos, 6,000 books, and over 50,000 modeling, prototype and historical society magazines
- Experience the fellowship and fun of getting modeling help and discussing the hobby with other members in your area
- Receive reduced rates on special insurance for your layout or collection
- Get admission to local model railroad meetings and events
- Receive 6 monthly issues of *Scale Rails* magazine
- Have access to standards info and data sheets
- Be a part of programs like "Modeling With The Masters," the Pike Registry, Estate Counseling, contests, clinics, the Achievement Program and more!




Visit www.nmra.org to see what you're missing!

**So much bang.
So few bucks.**



Fall 2005 Layout Tours

Saturday, November 12, 2005 - 1:00 pm to 5:00 pm



Dennis Rogers - Hiawatha Valley Division

Dennis's HO layout is set in the bluffs along the Mississippi in southern Minnesota. The era is the late 60's.

The layout fills the basement (approx. 25x25) with over 300' of mainline. It's multileveled and has two helixes allowing for some awesome continuous running. Most visible track is handlaid code 70.

Dennis's layout is in the middle stages of construction, so you'll get a chance to see what goes into constructing a large layout. He's also incorporated an electronic controller to handle switching duties of all 52 turnouts.

Dennis is considering moving, so he's looking at ways to salvage sections of the layout for a new location. He appears to know his stuff as this won't be the first time he's moved!

Incidentally, Dennis will be taking over the editorship of *THE CROSSING GATE* as of the next issue.


This year's Fall Tour will focus on two TCD members with unique layouts located in the north-central part of the Twin Cities.

Since this is the beginning of the modeling season most of us are starting to think about model railroad projects. With that notion, the Fall Tour theme is based on planning and construction of a model railroad. Both of our hosts are accomplished model railroaders that have built large layouts which are in transition.

Here's a great opportunity to ask questions about layout planning and construction from guys who have been there and done that before. Although their layouts aren't complete, they both have loads of very well modeled motive power and rolling stock to go along with many finished areas of scenery. -Neil

Bill Schimmelman - Santa Fe and others


Bill, on the other hand, is having a "scale crisis." Like many modelers I know, Bill is changing from HO to O scale. The reasons are as diverse as the modelers themselves, but this hobby is all about having fun, so do whatever works for you!



Bill is in the process of planning and converting his large (approx. 20x30) HO layout into a similar O scale version. He plans to use most of the scenery and many of the HO structures in forced perspective. He's very interested in sound and animation, and in O scale the possibilities are limitless. Bill will have many examples to share.

Bill is an accomplished modeler (he's earned the NMRA Master Builder - Motive Power certificate) and has either scratchbuilt or kit bashed many steam and diesel locomotives. A visit just to see his vast array of engines and rolling stock is well worth the time. Bill also indicated that he'll be selling off a large share of his HO scale stuff so here is a chance to preview it!

As a bonus, Bill will also operate a 1-1/2" scale layout in his backyard if weather permits. If you aren't aware, Bill also has a passion for large scale!





Your Layout Tour Director needs help!

Applications are being accepted for an assistant position to help with setting up layout tours. Here's your opportunity to see first hand what the model railroading community in the Twin Cities has to offer!

Please seriously consider volunteering some of your time to continue making the activities of the TCD a success.

Let your TCD Layout Director know if you are interested. Thanks! (See sidebar on page 2 for contact info.)



Please follow the rules! TCDivision members ONLY, plus only 1 guest ♦ Be ready to show your TCD membership card ♦ Sign the guest-book ♦ Be courteous! Don't arrive before 1:00 p.m. Leave coats outside the layout area (save the scenery!) ♦ No smoking, please



Modeling Tips & Tricks

If you're not afraid to visit a beauty supply shop, then check out Sally's Beauty Supplies. You'll find locations throughout the Twin Cities. Inside there's really a wealth of model railroading supplies, including two of my favorites, foam emery boards and pointed cotton swabs. That's right – these swabs have one end in the shape of a small cone, and they're perfect for a variety of very small model railroading jobs, from cleaning out air brush tips to de-gunking loco motor teeth. The foam emery boards come in a number of different grits. Sally's also has a big selection of spray bottles (for scenery). Best of all, it's a discount place!



Here's one from TCD member Les Breuer: Use commercial ladder stock as support brackets for brake lever platforms on boxcars and reefers. Cut it with flush-cutting pliers so that the piece is "U" shaped (i.e. one rung and two sides) and bend the rung part of the "U" to match the angle of the brackets.



I saw this on Neal Horning's layout during a tour at the Cincinnati Limited Convention in 2005: If you light your layout with fluorescents, buy clear plastic fluorescent tube protectors and spray one side of them with black paint, leaving the other side clear. When you want to tone-down the lighting on the layout for a tour,

op session, or "dusk" running, rotate the clear tube protector towards the spray painted side. Rotate them back to the clear side when you're working on the layout. This is a very neat trick.



To make easy loads for flatcars, gondolas or road trucks, save the bubbles from blister packs that parts and screws come in. Paint them with Floquil black, brown, gray, etc. Cover with single-ply tissue or "dryer sheets" and then soak the sheet with paint thinner. Enough will bleed through to color the "tarp" and the solvent-based paint will also warp it nicely so it's not too regular.

Have a tip, hint, trick or technique you think is the greatest... or at least pretty good? Share it! We don't care if it's original, someone told it to you, or you read it somewhere, let us hear about it!

Fall 2005

THE CROSSING GATE

Twin Cities Division, TLR, NMRA
PO Box 2065
Maple Grove, MN 55311



Inside:

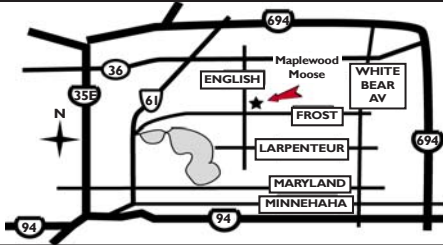
- ◆ December Auction details
- ◆ Diary of a Mad Railfan
- ◆ Fall Layout Tours

Next meetings:

November 10, December 8,
and January 12 at 7:00 pm.
(Check our website for any
last minute changes.)

Where:

Maplewood Moose Lodge
1946 English Street
Maplewood, MN



Check the mailing label to see when
your subscription expires... then renew now!

Local Twin Cities hobby shops & sponsors

The listings in bold are sponsors of the Twin Cities Division. Show them your support!

Beaumont's Quality Tools
3539 West 44th Street
Minneapolis, MN 55410
(612) 922-1954

Becker's Model Railroad Supply
2166 Silver Lake Road
New Brighton, MN 55112
(651) 635-9480
<http://members.aol.com/wcbecker>

Dad's Trains
2647 Co Rd 22 NW
Alexandria, MN 56308
(320) 763-6545
bryants4@rea-alp.com

Douglas Designs
4120 Yosemite Ave. S.
St. Louis Park, MN 55416
952-926-7164

Hobbytown USA
7916 Brooklyn Park Blvd.
Brooklyn Park, MN 55445
(763) 424-5900
http://www.hobbytown.com/zcl/detail.html?zcl_info_id=14

Hobbytown USA
11319 Highway 7
Minnetonka, MN 55305
(952) 931-2262
http://www.hobbytown.com/zcl/detail.html?zcl_info_id=15

Hobbytown USA
1750 Weir Drive
Woodbury, MN 55125
(651) 702-0355
http://www.hobbytown.com/zcl/detail.html?zcl_info_id=73

Hobby Zone
1960 Cliff Lake Road Suite 115
Eagan, MN 55122
(651) 905-9523
<http://hobbyzone.com>

Hub Hobby Center
82 Minnesota Ave.
Little Canada, MN 55117
(651) 490-1675
<http://hubhobbycenter.com>

Hub Hobby Center
6416 Penn Avenue S
Richfield, MN 55423
(612) 866-9575
<http://hubhobby.com>

Ill Rail Trains
535 Northdale Blvd. NW
Coon Rapids, MN 55448
(763) 767-9545

Minnesota Transportation Museum
193 Pennsylvania Ave. E.
St. Paul, MN 55101
(651) 228-0263
<http://www.mtmuseum.org>

The N Shop
3956 Lyndale Avenue N
Minneapolis, MN 55412
(612) 521-8909

Northern Scale Models
PO Box 27354
Minneapolis, MN 55427
(763) 475-0647
<http://www.northernscale.com/>

Only Trains
7780 State Highway 55
Rockford, MN 55373
(763) 477-6186 or (800) 789-5738

Osceola & St. Croix Valley Railway
P.O. Box 176
114 Depot RD
Osceola, WI 54020
715-755-3570
<http://www.trainride.org>

Osseo Train World
340 Central Avenue
Osseo, MN 55369
(763) 425-7171

Prairie Works Productions
6300 Sequoia Circle
Eden Prairie, MN 55346
<http://www.prairie-works.com>

Scale Model Supplies
458 Lexington Parkway
Saint Paul, MN 55104
(651) 646-7781
<http://www.scalemodelsupplies.com>

Steve's Train City
912 Main Street
Hopkins, MN 55343
(952) 933-0200